



Das & Prasad

Chartered Accountants

**Limited Review Report on Unaudited Standalone Financial Results of Visco Trade Associates Limited for the quarter and half year ended 30th September 2021, pursuant to Regulation 33 of SEBI (Listing Obligation and Disclosure Requirements) Regulations, 2015, as amended**

To  
The Board of Directors of  
**Visco Trade Associates Limited**

1. We have reviewed the accompanying statement of unaudited standalone financial results of **Visco Trade Associates Limited** (the 'Company') for the quarter and half year ended 30th September 2021 (the "Statement") attached herewith, being submitted by the Company pursuant to the requirements of Regulation 33 of the SEBI (Listing Obligations and Disclosure Requirements) Regulations, 2015, as amended ("the Listing Regulation").
2. The preparation of the Statement in accordance with the recognition and measurement principles laid down in Indian Accounting Standard 34, Interim Financial Reporting (Ind AS 34) prescribed under Section 133 of the Companies Act, 2013 read with relevant rules issued there under and other accounting principles generally accepted in India, is the responsibility of the Company's management and has been approved by the Board of Directors of the Company on November 12, 2021. Our responsibility is to issue a conclusion on the financial results based on our review.
3. We conducted our review in accordance with the Standard on Review Engagements (SRE) 2410, Review of Interim Financial Information Performed by the Independent Auditor of the Entity issued by the Institute of Chartered Accountants of India, specified under Section 143(10) of the Companies Act, 2013. This standard requires that we plan and perform the review to obtain moderate assurance as to whether the Statement is free of material misstatement. A review is limited primarily to inquiries of company personnel and analytical procedures applied to financial data and thus provide less assurance than an audit. We have not performed an audit and accordingly, we do not express an audit opinion.
4. Based on our review conducted as above, nothing has come to our attention that causes us to believe that the accompanying Statement, prepared in accordance with the recognition and measurement principles laid down in the applicable Indian Accounting Standards ('Ind AS') specified under Section 133 of the Companies Act, 2013, as amended read with relevant rules issued there under and other recognized accounting principles generally accepted in India, has not disclosed the information required to be disclosed in terms of Listing Regulations, including the manner in which it is to be disclosed, or that it contains any material mismanagement.

For Das & Prasad  
Chartered Accountants  
Firm Registration No: 303054E



  
**Bishwanath Agarwala**  
Partner

Membership No.: 011709  
UDIN-21011709AAAAAC9741


Place: Kolkata  
Date: November 12, 2021

VISCO TRADE ASSOCIATES LIMITED  
CIN: L57339WB1983PLC035628

Regd. Office: 18, British Indian Street, 3rd Floor, Kolkata - 700 069  
Contact No. 033-22647236; Website: www.viscotradeassociates.in; E-mail ID: tradevisco@gmail.com

STATEMENT OF STANDALONE UNAUDITED FINANCIAL RESULTS FOR THE QUARTER AND HALF YEAR ENDED SEPTEMBER 30, 2021


Particulars		Quarter Ended			Half Year Ended		Year Ended
		30-Sep-21	30-Jun-21	30-Sep-20	30-Sep-21	30-Sep-20	31-Mar-21
		Unaudited	Unaudited	Unaudited	Unaudited	Unaudited	Audited
<b>I</b>	<b>Revenue from Operations</b>						
	Dividend Income	0.23	0.06	0.39	0.29	0.39	1.09
	Sale of goods in trade-Quoted shares	119.96	247.70	121.20	367.66	168.57	195.07
	<b>Total Revenue from Operations</b>	120.19	247.76	121.59	367.95	168.96	196.16
	Other Income	0.33	0.29	-	0.62	-	-
<b>II</b>	<b>Total revenue</b>	<b>120.52</b>	<b>248.05</b>	<b>121.59</b>	<b>368.57</b>	<b>168.96</b>	<b>196.16</b>
<b>III</b>	<b>Expenses</b>						
	Finance costs	0.65	0.65	2.03	1.30	4.38	4.39
	Purchases of Stock in trade	72.02	287.19	21.03	359.21	53.86	69.84
	Change in inventories of Finished Goods	40.65	(80.72)	62.13	(40.07)	45.42	59.30
	Employee benefits expenses	0.39	0.64	1.87	1.03	4.06	8.49
	Depreciation and amortization expenses	-	-	-	-	-	-
	Other expenses	1.61	1.93	1.86	3.54	3.33	7.16
<b>IV</b>	<b>Total expenses</b>	<b>115.32</b>	<b>209.69</b>	<b>88.92</b>	<b>325.01</b>	<b>111.05</b>	<b>149.18</b>
<b>V</b>	<b>Profit/(Loss) before tax (II-IV)</b>	<b>5.20</b>	<b>38.36</b>	<b>32.67</b>	<b>43.56</b>	<b>57.91</b>	<b>46.98</b>
<b>VI</b>	<b>Less: Tax expenses</b>						
	Current tax	-	-	8.97	-	15.20	-
	Deferred tax Assets/ (Liability)	0.00	0.00	-	0.01	0.26	0.28
	Income Tax relating to earlier years	-	-	-	-	-	0.66
<b>VII</b>	<b>Profit/(Loss) for the year (V-VI)</b>	<b>5.20</b>	<b>38.36</b>	<b>23.70</b>	<b>43.55</b>	<b>42.45</b>	<b>46.04</b>
<b>VIII</b>	<b>Other Comprehensive Income/(Expenses) (OCI)</b>						
	<b>Items that will not be reclassified to profit or loss:</b>						
	Net (loss)/gain on FVTOCI equity securities	0.24	0.41	(0.67)	0.64	0.02	0.60
	Less: Tax effect	0.06	0.10	0.17	0.16	(0.01)	(6.85)
		<b>0.18</b>	<b>0.30</b>	<b>(0.50)</b>	<b>0.48</b>	<b>0.01</b>	<b>7.45</b>
	<b>Other Comprehensive Income/(Expenses) (OCI), net of taxes</b>	<b>0.18</b>	<b>0.30</b>	<b>(0.50)</b>	<b>0.48</b>	<b>0.01</b>	<b>7.45</b>
	<b>Total Comprehensive Income /(Loss) for the year</b>	<b>5.37</b>	<b>38.66</b>	<b>23.20</b>	<b>44.03</b>	<b>42.46</b>	<b>53.49</b>
	<b>Paid-up equity share capital (Face value ₹ 10 per share)</b>	<b>480.28</b>	<b>480.28</b>	<b>480.28</b>	<b>480.28</b>	<b>480.28</b>	<b>480.28</b>
	<b>Earnings per equity share (₹) (not annualised)</b>						
	Basic (₹)	0.11	0.80	0.49	0.91	0.88	0.96
	Diluted (₹)	0.11	0.80	0.49	0.91	0.88	0.96



Unaudited Standalone Balance sheet as at September 30, 2021

(₹ in lacs)


	As at	As at
	30-Sep-21	31-Mar-21
<b>ASSETS</b>		
<b>Financial Assets</b>		
(a) Cash and cash equivalents	3.16	4.45
(b) Trade receivables	1.53	-
(c) Investments	617.35	616.71
(d) Other Financial assets	0.83	-
<b>Sub Total - Financial Assets</b>	<b>622.88</b>	<b>621.16</b>
<b>Non Financial Assets</b>		
(a) Inventories	107.50	67.43
(b) Deferred Tax Assets (net)	6.67	6.84
(c) Property, plant and equipment	0.19	0.19
(d) Other Non Financial assets	1.88	0.08
<b>Sub Total - Non Financial Assets</b>	<b>116.24</b>	<b>74.54</b>
<b>Total Assets</b>	<b>739.12</b>	<b>695.70</b>
<b>LIABILITIES AND EQUITY</b>		
<b>Liabilities</b>		
<b>Financial Liabilities</b>		
(a) Payables		
Other Payable		
(i) Dues payable to MSME	-	-
(ii) Dues payable to others	0.13	-
(b) Borrowings	-	0.00
(c) Other Financial Liabilities	0.24	1.10
<b>Sub Total - Financial Liabilities</b>	<b>0.37</b>	<b>1.10</b>
<b>Non Financial Liabilities</b>		
(a) Current Tax Liabilities	0.12	-
<b>Sub Total - Non Financial Liabilities</b>	<b>0.12</b>	<b>-</b>
<b>Equity</b>		
(a) Equity Share capital	480.28	480.28
(b) Other Equity	258.36	214.31
<b>Total Equity</b>	<b>738.64</b>	<b>694.59</b>
<b>Total Equity and Liabilities</b>	<b>739.12</b>	<b>695.70</b>



## Unaudited Standalone of Cash Flow Statement for the half year ended September 30, 2021

(₹ in lacs)

PARTICULARS		Half Year Ended 30-Sep-21	Year Ended 30-Mar-21
<b>A.</b>	<b>Cash flow from Operating Activities</b>		
	Profit After Taxation	44.03	53.49
	<b>Adjustments for :</b>		
	Dividend	0.29	-
	Provision for diminution in value of Investment	-	-
	<b>Operating Profit before Working Capital changes</b>	<b>44.32</b>	<b>53.49</b>
	<b>Adjustments for:</b>		
	Decrease/(Increase) in Other Non Financial assets	(1.80)	-
	Decrease/(Increase) in Other Financial assets	(0.83)	(0.08)
	Decrease/(Increase) in Inventories	(40.07)	59.30
	Decrease/(Increase) in Trade Receivables	(1.53)	-
	Decrease/(Increase) in Current Tax Assets (net)	0.12	-
	(Decrease)/Increase in Short Term Borrowings	-	(101.24)
	(Decrease)/Increase in Trade Payables	0.13	(4.16)
	(Decrease)/Increase in Other Financial Liabilities	(0.86)	(0.10)
	(Decrease)/Increase in Other Non Financial liabilities	-	(0.86)
	(Decrease)/Increase in Deferred Tax Assets (net)	0.17	(6.57)
	<b>Cash Generated from Operations</b>	<b>(0.35)</b>	<b>(0.22)</b>
	Income Tax Paid	-	-
	<b>Net cash flow from Operating Activities</b>	<b>(0.35)</b>	<b>(0.22)</b>
<b>B.</b>	<b>Cash flow from Investing Activities</b>		
	Dividend	(0.29)	
	Investment Made	(0.64)	
	<b>Net cash used in Investing Activities</b>	<b>(0.93)</b>	-
<b>C.</b>	<b>Cash flow from Financing Activities</b>		
	(Decrease)/Increase in Long Term Borrowings	-	(0.60)
	<b>Net Cash flow from Financing Activities</b>	-	<b>(0.60)</b>
	<b>Net Decrease in cash and cash equivalents</b>	<b>(1.29)</b>	<b>(0.83)</b>
	<b>Cash and Cash equivalents - Opening Balance</b>	4.45	5.28
	<b>Cash and Cash equivalents - Closing Balance</b>	3.16	4.45





**Notes:**

- 1) The above financial results have been prepared in accordance with Indian Accounting Standards as prescribed under Section 133 of the Companies Act, 2013 read with Rule 3 of the Companies (Indian Accounting Standards) Rules, 2015 and the Companies (Indian Accounting Standards) Amendment Rules, 2016.
- 2) The above Statement of Standalone Unaudited Financial Results for the quarter ended and half year ended 30th September, 2021 have been reviewed by the Audit Committee and approved by the Board of Directors at their respective meetings held on November 12, 2021.
- 3) Limited Review as required under Regulation 33 of the SEBI (Listing Obligations and Disclosure Requirements) Regulations, 2015 has been carried out by the Statutory Auditors.
- 4) In assessing the reliability of deferred tax assets, the Company considers the extent to which it is probable that the deferred tax asset will be realized. The ultimate realization of deferred tax assets is dependent upon the generation of future taxable profits during the periods in which those temporary differences and tax loss carry-forwards become deductible. The Company considers the expected reversal of deferred tax liabilities and projected future taxable income in making this assessment.  
  
The ultimate realisation of deferred tax assets, carried forward losses and unused tax credit is dependent upon the generation of future taxable income. In absence of historical trend, considering the principle of prudence, the Deferred tax asset in respect of carried forward losses as of March 31, 2021 have not been recognized by the Company.
- 5) The management is of the view that the business of the Company predominantly falls within a single primary segment viz. "Financial and Related Services" and hence there are no separate reportable segments as per Ind-AS 108 dealing with segment reporting.
- 6) We have considered the impact of COVID19 as evident so far in our above financial results. The Company will also continue to closely monitor any material changes to future economic conditions which necessitate any further modifications.
- 7) Figures for the quarter ended September 30, 2021 are balancing figures between year to date figures of September 30, 2021 and figures for the quarter ended June 30, 2021.
- 8) Previous year/ period figures have been rearranged / regrouped wherever necessary to make them comparable with current period figures.
- 9) The above financial results are also available on company's website at [www.viscotradeassociates.com](http://www.viscotradeassociates.com)

Date .November 12, 2021  
Place Kolkata

For Visco Trade Associates

  
Vinay Kumar Goenka  
(Managing Director)  
DIN: 01687463





**Limited Review Report on Unaudited Consolidated Financial Results of Visco Trade Associates Limited for the quarter and half year ended 30th September 2021, pursuant to Regulation 33 of SEBI (Listing Obligation and Disclosure Requirements) Regulations, 2015, as amended**


To  
The Board of Directors of  
**Visco Trade Associates Limited**

1. We have reviewed the accompanying Statement of Consolidated Unaudited Financial Results of Visco Trade Associates Limited ('the Company') and its subsidiaries (collectively referred to as "the group") for the quarter and half year ended 30th September, 2021(the "Statement") being submitted by the Parent pursuant to the requirements of Regulation 33 of the SEBI (Listing Obligations and Disclosure Requirements) Regulations, 2015, as amended ("the Listing Regulation").
2. The preparation of the Statement in accordance with the recognition and measurement principles laid down in Indian Accounting Standard 34, Interim Financial Reporting (Ind AS 34) prescribed under Section 133 of the Companies Act, 2013 read with relevant rules issued there under and other accounting principles generally accepted in India, is the responsibility of the Parent's management and has been approved by the Board of Directors of the Parent on November 12, 2021. Our responsibility is to issue a conclusion on the financial results based on our review.
3. We conducted our review in accordance with the Standard on Review Engagement (SRE) 2410, "Review of Interim Financial Information Performed by the Independent Auditor of the Entity" issued by the Institute of Chartered Accountants of India. This standard requires that we plan and perform the review to obtain moderate assurance as to whether the financial statements are free of material misstatement. A review is limited primarily to inquiries of company personnel and an analytical procedure applied to financial data and thus provides less assurance than an audit. We have not performed an audit and accordingly, we do not express an audit opinion.


4. The statement includes the financial result of following:

Name of the Entity	Relationship
i) Twinkle fiscal & Impex Private Ltd	Subsidiary
ii) Skypack Vanijya Private Limited	Subsidiary
iii) Marudhar Vintrade Private Limited	Subsidiary
iv) Lambodar Vintrade Private Limited	Subsidiary
v) Chowrasta Stores Private Limited	Subsidiary


5. The consolidated unaudited financial results include unaudited financial results of 5(Five) subsidiaries, whose financial results reflect total net profit of Rs. 32.45 Lakhs, total comprehensive loss of Rs. 32.45 Lakhs for the half year ended September 30, 2021 and total assets of Rs.6392.32 Lakhs and net cash flow outflow of Rs.1.49 Lakhs as at September 30, 2021, as considered in the consolidated financial statements. These financial results and other financial information have been reviewed by other auditors whose reports have been furnished to us by the Management and our opinion on the consolidated financial results, in so far as it relates to the amounts and disclosures included in respect of these subsidiaries is based solely on the reports of other auditors.



6. Based on our review conducted as above, nothing has come to our attention that causes us to believe that the accompanying statement of unaudited consolidated financial results prepared in accordance with applicable Indian Accounting Standards specified in section 133 of the Companies Act, 2013 read with Rule 7 of the Companies (Accounts) Rules, 2014 and other recognized accounting practices and policies has not disclosed the information required to be disclosed in terms of Regulation 33 of the SEBI (Listing Obligation and Disclosure Requirements) Regulations, 2015 as amended by Circular No. CIR/CFD/CMD1/44/2019 dated March 29, 2019, of SEBI including the manner in which it is to be disclosed, or that it contains any material misstatement.



**For Das & Prasad**  
Chartered Accountants  
Firm Registration No: 0303054E

  
**Bishwanath Agarwala**  
Partner  
Membership No: 011709  
UDIN- 21011709AAAAAD9724


Place: Kolkata  
Date: November 12, 2021

VISCO TRADE ASSOCIATES LIMITED  
CIN: L57339WB1983PLC035628

Regd. Office: 18, British Indian Street, 3rd Floor, Kolkata - 700 069  
Contact No. 033-22647236; Website: www.viscotradeassociates.in; E-mail ID: tradevisco@gmail.com

CONSOLIDATED STATEMENT OF UNAUDITED FINANCIAL RESULTS FOR THE QUARTER AND HALF YEAR ENDED SEPTEMBER 30, 2021

Particulars		Quarter Ended			Half Year Ended		Year Ended
		30-Sep-21	30-Jun-21	30-Sep-20	30-Sep-21	30-Sep-20	31-Mar-21
		Unaudited	Unaudited	Unaudited	Unaudited	Unaudited	Audited
<b>I</b>	<b>Revenue from Operations</b>						
	Dividend Income	0.23	0.06	0.39	0.29	0.39	1.09
	Sale of goods	386.91	412.76	299.68	799.67	445.42	982.92
	<b>Total Revenue from Operations</b>	<b>387.14</b>	<b>412.82</b>	<b>300.07</b>	<b>799.96</b>	<b>445.81</b>	<b>984.01</b>
	Other Income	2.06	0.78	2.11	2.84	2.68	17.37
<b>II</b>	<b>Total revenue</b>	<b>389.20</b>	<b>413.60</b>	<b>302.18</b>	<b>802.80</b>	<b>448.49</b>	<b>1,001.38</b>
<b>III</b>	<b>Expenses</b>						
	Finance costs	0.89	1.18	3.14	2.07	7.09	8.73
	Capital Loss	-	-	-	-	-	36.45
	Purchases of Stock in trade	276.24	434.13	189.97	710.37	314.82	801.23
	Change in inventories of Finished Goods	47.92	(86.67)	64.07	(38.75)	49.03	110.23
	Employee benefits expenses	6.19	4.16	7.89	10.35	15.63	31.84
	Depreciation and amortization expenses	0.00	0.01	0.02	0.01	0.04	0.07
	Other expenses	34.79	5.95	4.94	40.74	9.19	24.22
<b>IV</b>	<b>Total expenses</b>	<b>366.03</b>	<b>358.75</b>	<b>270.03</b>	<b>724.79</b>	<b>395.80</b>	<b>1,012.77</b>
<b>V</b>	<b>Profit/(Loss) before tax (II-IV)</b>	<b>23.16</b>	<b>54.85</b>	<b>32.15</b>	<b>78.00</b>	<b>52.69</b>	<b>(11.39)</b>
<b>VI</b>	<b>Less: Tax expenses</b>						
	Current tax	1.35	0.65	9.23	2.00	15.48	1.22
	Deferred tax Assets/ (Liability)	0.00	0.00	-	0.01	0.26	0.30
	Income Tax relating to earlier years						0.66
<b>VII</b>	<b>Profit/(Loss) for the year (V-VI)</b>	<b>21.81</b>	<b>54.20</b>	<b>22.92</b>	<b>76.00</b>	<b>36.95</b>	<b>(13.56)</b>
<b>VIII</b>	<b>Other Comprehensive Income/(Expenses) (OCI)</b>						
	<b>Items that will not be reclassified to profit or loss:</b>						
	Net (loss)/gain on FVTOCI equity securities	0.24	0.41	(0.67)	0.64	0.02	0.60
	Less: Tax effect	0.06	0.10	0.17	0.16	(0.01)	(6.85)
		<b>0.18</b>	<b>0.30</b>	<b>(0.50)</b>	<b>0.48</b>	<b>0.01</b>	<b>7.45</b>
	<b>Other Comprehensive Income/(Expenses) (OCI), net of taxes</b>	<b>0.18</b>	<b>0.30</b>	<b>(0.50)</b>	<b>0.48</b>	<b>0.01</b>	<b>7.45</b>
<b>IX</b>	<b>Total Comprehensive Income /(Loss) for the year</b>	<b>21.98</b>	<b>54.49</b>	<b>22.42</b>	<b>76.47</b>	<b>36.96</b>	<b>(6.11)</b>
	<b>Profit/( Loss) for the Period attributable to:</b>						
	Owners of the Company	21.38	54.05	23.58	75.43	38.95	(14.32)
	Non-controlling Interests	0.42	0.14	(0.65)	0.56	(1.99)	0.75
	<b>Others Comprehensive Income/ (Expense) attributable to:</b>						
	Owners of the Company	0.18	0.30	(0.50)	0.48	0.01	7.45
	Non-controlling Interests	-	-	-	-	-	-
	<b>Total Comprehensive Income attributable to:</b>						
	Owners of the Company	21.56	54.35	23.08	75.91	38.96	(6.86)
	Non-controlling Interests	0.42	0.14	(0.65)	0.56	(1.99)	0.75
	<b>Paid-up equity share capital (Face value ₹ 10 per share)</b>	<b>480.28</b>	<b>480.28</b>	<b>480.28</b>	<b>480.28</b>	<b>480.28</b>	<b>480.28</b>
	<b>Earnings per equity share (₹) (not annualised)</b>						
	Basic (₹)	0.45	1.13	0.48	1.58	0.77	(0.28)
	Diluted (₹)	0.45	1.13	0.48	1.58	0.77	(0.28)






Unaudited Consolidated Balance sheet as at September 30, 2021

(₹ in lacs)


	As at	As at
	30-Sep-21	31-Mar-21
<b>ASSETS</b>		
<b>Financial Assets</b>		
(a) Cash and cash equivalents	28.06	30.84
(b) Trade receivables	3.47	1.92
(c) Loans	2,804.34	-
(c) Investments	2,608.96	2,608.31
(d) Other Financial assets	1,324.39	4,077.65
<b>Sub Total - Financial Assets</b>	<b>6,769.22</b>	<b>6,718.72</b>
<b>Non Financial Assets</b>		
(a) Inventories	173.64	134.90
(b) Current Tax Assets (net)	-	18.42
(c) Deferred Tax Assets (net)	6.80	6.96
(d) Property, plant and equipment	70.08	70.09
(e) Other Non Financial assets	1.88	-
<b>Sub Total - Non Financial Assets</b>	<b>252.40</b>	<b>230.37</b>
<b>Total Assets</b>	<b>7,021.62</b>	<b>6,949.09</b>
<b>LIABILITIES AND EQUITY</b>		
<b>Liabilities</b>		
<b>Financial Liabilities</b>		
(a) Payables		
Other Payable		
(i) Dues to MSME	-	-
(ii) Others	2.18	1.99
(b) Borrowings	9.72	26.58
(c) Other Financial Liabilities	13.35	6.13
<b>Sub Total - Financial Liabilities</b>	<b>25.25</b>	<b>34.69</b>
<b>Non Financial Liabilities</b>		
(a) Current Tax Liabilities	18.61	4.11
(b) Other Non Financial liabilities	-	9.01
<b>Sub Total - Non Financial Liabilities</b>	<b>18.61</b>	<b>13.12</b>
<b>Equity</b>		
(a) Equity Share capital	480.28	480.28
(b) Other Equity	6,438.11	6,362.21
(c) Minority Interest	59.37	58.81
<b>Total Equity</b>	<b>6,977.76</b>	<b>6,901.29</b>
<b>Total Equity and Liabilities</b>	<b>7,021.62</b>	<b>6,949.09</b>



Unaudited Consolidated Cash Flow Statement for the half year ended September 30, 2021

(₹ in lacs)

PARTICULARS		Half Year Ended 30-Sep-21	Year Ended 31-Mar-20
<b>A.</b>	<b>Cash flow from Operating Activities</b>		
	Profit After Taxation	76.47	(6.10)
	<b>Adjustments for :</b>		
	Depreciation	0.01	0.07
	Dividend	(0.29)	(1.09)
	<b>Operating Profit before Working Capital changes</b>	<b>76.19</b>	<b>(7.12)</b>
	<b>Adjustments for:</b>		
	Decrease/(Increase) in Other Non Financial assets	(1.88)	(200.32)
	Decrease/(Increase) in Other Financial assets	2,753.26	-
	Decrease/(Increase) in Loans	(2,804.34)	-
	Decrease/(Increase) in Inventories	(38.74)	110.23
	Decrease/(Increase) in Trade Receivables	(1.55)	(1.92)
	Decrease/(Increase) in Current Tax Assets (net)	18.42	(1.90)
	(Decrease)/Increase in current Tax liability	14.50	-
	(Decrease)/Increase in Short Term Borrowings	(16.85)	(137.72)
	(Decrease)/Increase in Trade Payables	0.19	(2.20)
	(Decrease)/Increase in Other Financial Liabilities	7.22	(0.92)
	(Decrease)/Increase in Other Non Financial liabilities	(9.01)	8.15
	(Decrease)/Increase in Deferred Tax Assets (net)	0.16	(6.55)
	<b>Cash Generated from Operations</b>	<b>(2.42)</b>	<b>(240.27)</b>
	Income Tax Paid	-	1.34
	<b>Net cash flow from Operating Activities</b>	<b>(2.42)</b>	<b>(241.61)</b>
<b>B.</b>	<b>Cash flow from Investing Activities</b>		
	Dividend	0.29	1.09
	Investment Made	(0.65)	219.84
	<b>Net cash used in Investing Activities</b>	<b>(0.36)</b>	<b>220.93</b>
<b>C.</b>	<b>Cash flow from Financing Activities</b>		
	Loss on Sale of Fixed Asset	-	-
	(Decrease)/Increase in Long Term Borrowings	-	-
	<b>Net Cash flow from Financing Activities</b>	<b>-</b>	<b>-</b>
	<b>Net Decrease in cash and cash equivalents</b>	<b>(2.78)</b>	<b>(20.68)</b>
	<b>Cash and Cash equivalents - Opening Balance</b>	<b>30.84</b>	<b>51.53</b>
	<b>Cash and Cash equivalents - Closing Balance</b>	<b>28.06</b>	<b>30.84</b>



**Notes:**

- 1) The above consolidated financial results have been prepared in accordance with Indian Accounting Standards as prescribed under Section 133 of the Companies Act, 2013 read with Rule 3 of the Companies (Indian Accounting Standards) Rules, 2015 and the Companies (Indian Accounting Standards) Amendment Rules, 2016.
- 2) The above Statement of consolidated Unaudited Financial Results for the quarter ended and half year ended 30th September, 2021 have been reviewed by the Audit Committee and approved by the Board of Directors at their respective meetings held on November 12, 2021.
- 3) Limited Review as required under Regulation 33 of the SEBI (Listing Obligations and Disclosure Requirements) Regulations, 2015 has been carried out by the Statutory Auditors.
- 4) The management is of the view that the business of the Company predominantly falls within a single primary segment viz. "Financial and Related Services" and hence there are no separate reportable segments as per Ind-AS 108 dealing with segment reporting.
- 5) In assessing the reliability of deferred tax assets, the Company considers the extent to which it is probable that the deferred tax asset will be realized. The ultimate realization of deferred tax assets is dependent upon the generation of future taxable profits during the periods in which those temporary differences and tax loss carry-forwards become deductible. The Company considers the expected reversal of deferred tax liabilities and projected future taxable income in making this assessment.

The ultimate realisation of deferred tax assets, carried forward losses and unused tax credit is dependent upon the generation of future taxable income. In absence of historical trend, considering the principle of prudence, the Deferred tax asset in respect of carried forward losses as of March 31, 2021 have not been recognized by the Company.


4 The consolidated financial results include results of the following companies

Sl no.	Name of the compan	% shareholding and voting power of Visco Trade Associates Limited	Segment	Consolidated as
a	Twinkle fiscal & Impex (P) Ltd	100.00%	Others	Subsidiary
b	Skypack Vanijya Private Limited	100.00%	Others	Subsidiary
c	Marudhar Vintrade Private Limited	100.00%	Others	Subsidiary
d	Lambodar Vintrade Private Limited	100.00%	Retail	Subsidiary
e	Chowrasta Stores Pvt Ltd	57.13%	Retail	Subsidiary

- 6) We have considered the impact of COVID19 as evident so far in our above financial results. The Company will also continue to closely monitor any material changes to future economic conditions which necessitate any further modifications.
- 7) Figures for the quarter ended September 30, 2021 are balancing figures between year to date figures of September 30, 2021 and figures for the quarter ended June 30, 2021
- 8) Previous year/ period figures have been rearranged / regrouped wherever necessary to make them comparable with current period figures.
- 9) The above financial results are also available on company's website at [www.viscotradeassociates.com](http://www.viscotradeassociates.com)

Date .November 12, 2021  
Place Kolkata

For Visco Trade Associates

  
Vinay Kumar Goenka  
(Managing Director)  
DIN: 01687463

